



www.jirous.com


GentleBOX JE-250 Alu

Technical parameters:

Inner size	246 x 185 x 61/50 mm
Material	Aluminum alloy with high corrosion protection
Weight	1.5 kg (3.3 lbs.)
Package size/weight	290 x 280 x 95 mm / 1.9 kg (4.2 lbs.)



Installation:



ø 19 - 42 mm
hose clip (included in
package C)



ø ≥ 19 mm
**metal strip, long hose
clip etc.**
(max. width 19 mm,
not included)



ø 21 - 54 mm
bracket (included in
package T)



On the wall,
screws are not
included



www.jirous.com


GentleBOX JE-250 Alu

Specification:

- GentleBOX JE-250 Alu is the ideal metal outdoor box for installation of electronics
- metal body assures **resistance against interferences, high resistance against lightning and water**
- box includes **ventilation plug against humidity**
- the package includes cable glands, which are prevents spinning by specially molded retaining lines
- **cable gland M20 + sealing** for cables 4 - 10 mm diameter, easy to put through the RJ45 connector
- possibility to use up to 13 cable glands (centres for drilling the holes are marked)
- UBNT Rocket instalation by **GentleKLIP**
- ready for easy instalation Mikrotik RouterBoards **RB 411, RB911, RB912, RB433, RB493**, others by special metal sheet (not included)



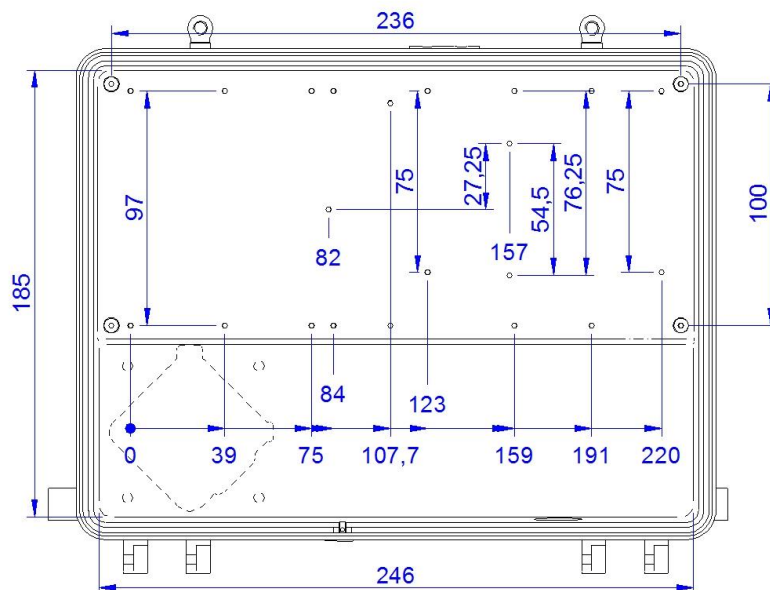
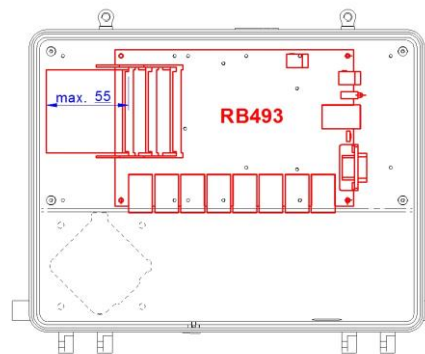
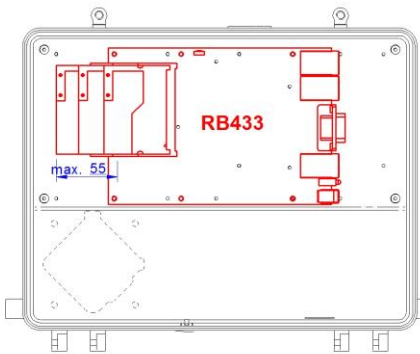
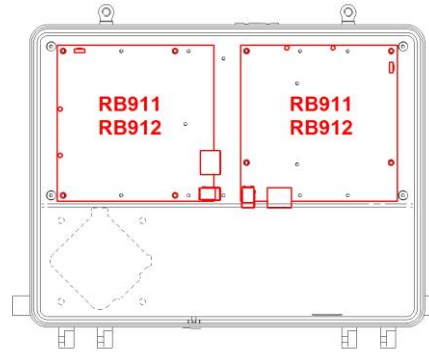
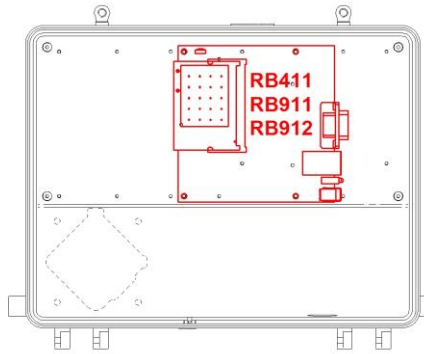
Hinge with end stop for cable glands protection



Assembling screws and plastic self-hold distance tubes (8/8 pcs)



GentleBOX JE-250 Alu



Ordering codes:

JE – 250 L2C

JE – mast installation box
JR – JRC-xx and JRB-xx MIMO antennas box

L – lock by latch
S – lock by screws

only JE-250
C – hose clip installation
T – bracket installation

250 – box size

2 – the number of cable glands

Available variants:



lock by non-lose screws



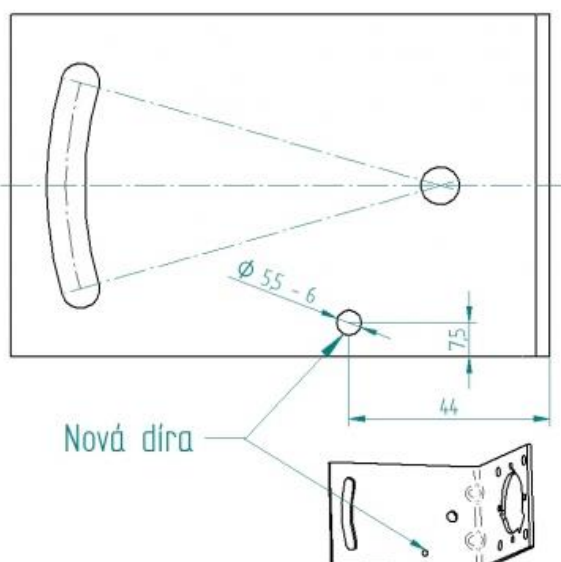
lock by latch

- **JE-250 L2C** - lock by **latch**, two cable glands, instalation by hose clip
- **JE-250 S2T** - lock by **non-lose screws**, two cable glands, installation by bracket
- **JE-250 S2C** - lock by **non-lose screws**, two cable glands, installation by hose clip
- **Other models on request**

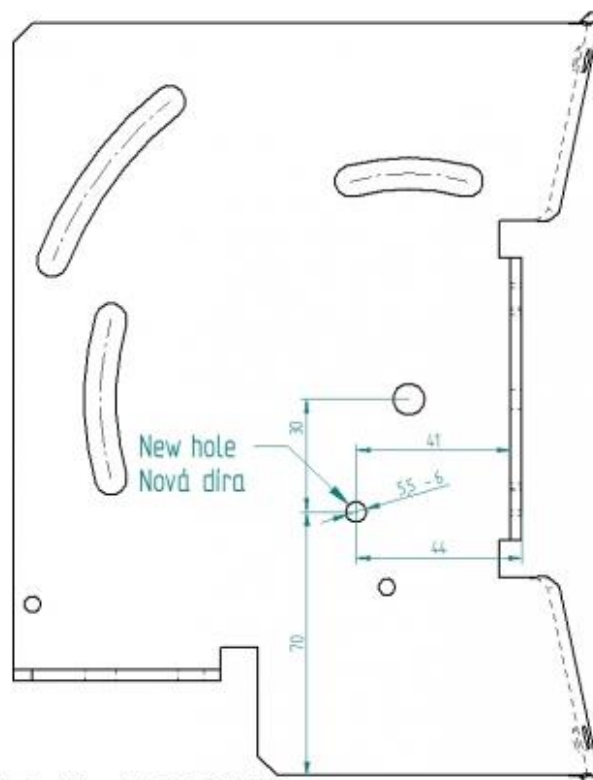
GentleBOX JE-250 Alu

Antenna installation with older bracket model:

- drill the hole with 5.5 – 6 mm diameter hole (or can be bought new bracket with hole)



Hole in old bracket JRC-24 / EX
for assembling with GentleBox JR-250 Alu
Úprava staršího držáku JRC-24 / EX
pro montáž GentleBoxu JR-250 Alu



Hole in old bracket JRC-29 / EX
for assembling with GentleBox JR-250 Alu
Úprava staršího držáku JRC-29 / EX
pro montáž GentleBoxu JR-250 Alu



www.jirous.com

GentleBOX JE-250 Alu

Photo gallery:



Contact:

info@jirous.com